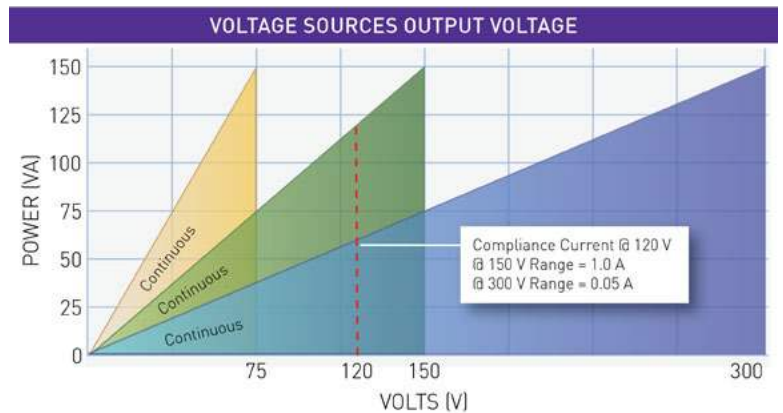
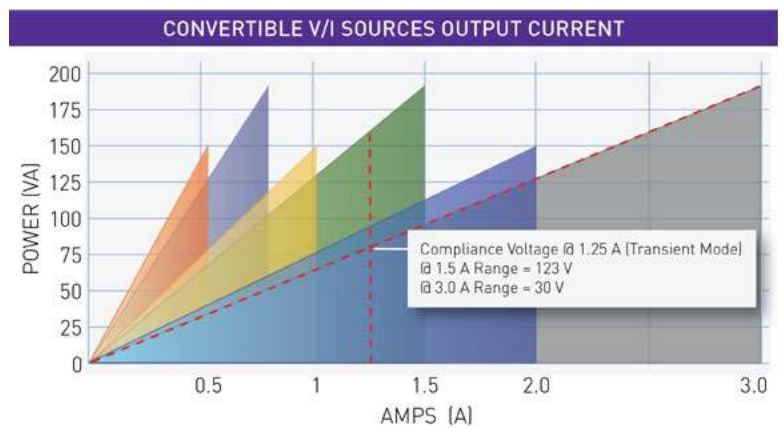


DOBLE F6150sv POWER SYSTEM SIMULATOR TECHNICAL SPECIFICATIONS

VOLTAGE SOURCES (6 TOTAL)	
Source Configuration	Power
6-phase AC (L-N)	6 x 150 V @ 75 VA
3-phase AC (L-N)	3 x 300 V @ 150 VA
1-phase AC (LL-LN)	1 x 600 V @ 300 VA
DC (LL-LN)	3 x 424 V @ 150 W
Available Range	75 V, 150 V, 300 V

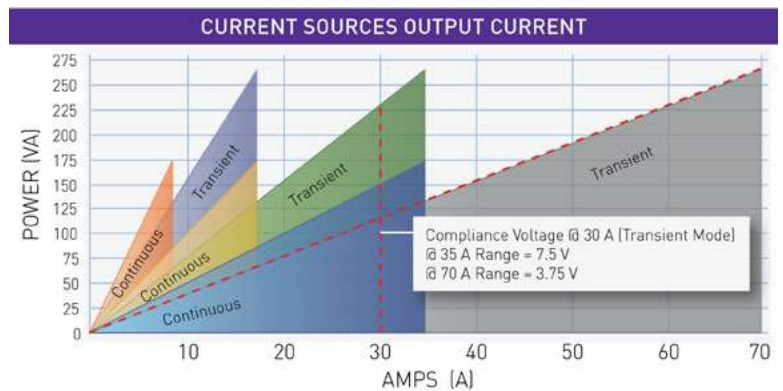


CONVERTIBLE V/I SOURCES	
Source Configuration	Power
6-phase AC (L-N)	6 x 1.5 A @ 97.5 VA* 6 x 1 A @ 75 VA
3-phase AC (L-N)	3 x 3 A @ 195 VA* 3 x 2 A @ 150 VA
1-phase AC (LL-LN)	1 x 9 A @ 585 VA* 1 x 6 A @ 450 VA
DC (LL-LN)	1 x 6.36 A @ 585 W* 1 x 4.24 A @ 450 W
Available Range	0.5 A, 1 A, 1.5 A, 3 A, 9 A



*In Transient Mode which provides up to 1.5 seconds duration.

CURRENT SOURCES	
Source Configuration	Power
6-phase AC (L-N)	6 x 35 A @ 131.25 VA** 6 x 17.5 A @ 87.5 VA
3-phase AC (L-N)	3 x 70 A @ 262.5 VA** 3 x 35 A @ 175 VA
1-phase AC (LL-LN)	1 x 210 A @ 787.5 VA** 1 x 105 A @ 625 VA
DC (LL-LN)	1 x 140 A @ 787.5W** 1 x 70 A @ 625W
Available Range	8.75 A, 17.5 A, 35 A, 70 A, 210 A



**With the F6005 option which provides up to 45 seconds duration.

LOW LEVEL SOURCES			
Range	Voltage Power	Current Power	Transient Mode
Convertible Amplifier Sources	6.7 VRMS	4.5 VRMS	6.7 VRMS
Current Amplifier Sources	N/A	3.399 VRMS (Non-Enhanced) 3.5 VRMS (Enhanced)	6.798 VRMS (Non-Enhanced) 7 VRMS (Enhanced)
Number	12		
Accuracy	± 0.25% of reading		
Resolution	331 µV/bit		

IEC 61850	
GOOSE	First Edition parts 6, 7-2, 8-1 and 9-2 Second Edition parts 6, 7-1, 7-2, 7-3, 7-4, 8-1, and 9-2
Sampled Values	IEC 61869-9-2LE (3 streams) IEC 61869-9 (4 streams)

DOBLE F6150sv POWER SYSTEM SIMULATOR TECHNICAL SPECIFICATIONS

LOGIC INPUTS (VOLTAGE OR CONTACT SENSE)		
Description	Isolated Inputs	Paired Inputs
Inputs	2 (First Strike)	3 Pairs (6)
Voltage Sense	250 V RMS AC / 300 V DC	250 V RMS AC / 300 V DC
Open Circuit Test Voltage	12 V DC	4 V DC
Short Circuit Test Current	20 mA DC	>50 mA DC
Response Time	0.1 msec max pickup / dropout	0.1 msec max pickup / dropout
Input Impedance	150 k Ω	150 k Ω
Isolation	\pm 500 V peak	\pm 500 V peak

LOGIC OUTPUTS		
Description	FET (High Speed Electronic)	Relay
Number	4	4
Isolation Voltage	\pm 500 V peak	\pm 500 V peak
Response Time	0.1 ms pick up / dropout	<10 ms pick up / dropout
Maximum (Make/Break Current)	0.5 A	(Breaking cap AC: 2000 VA with Vmax 250 V, Imax 8 A) (Breaking cap DC: 50 W with Vmax 300 V, Imax 8 A)
Input Voltage	250 V RMS	250 V RMS

METERING FUNCTIONS	
DC Meter Inputs	
Input Range	0 - \pm 10 V DC / 0 - \pm 20 mA DC
Typical	<0.003%
Guaranteed	<0.05%
AC Sources	
Typical	<0.02% of metering loads
Logic Input As Counters	
Frequency	10 kHz
Pulse width	>175 μ s

ANALOG INPUT MEASUREMENT AIM	
Recording	8 external Analog or Digital Signals
Internal Source recording	12 Sources
Ranges	250 mV, 2.5 V, 25 V, 250 V RMS
Bandwidth	DC, 0-5kHz
Input Impedance	150 k Ω
Max Input Voltage	250 V RMS AC / 300 V DC
Isolation	\pm 500 V peak channel to channel
Accuracy	
Typical	\pm 0.06%
Maximum	\pm 0.15%

VARIABLE OUTPUT BATTERY SIMULATOR	
Range	6 - 300 V DC
Resolution	0.3 V
Power	90 W, 1.5 A max
50/60 Hz Ripple	<0.2% of Range
Accuracy	< \pm 5%

TIMING ACCURACY	
With F6895 (Antenna and Receiver)	\pm 50 ns
With F6051 (Irig-b Converter)	+ 6 ms (un-modulated) +9 ms (modulated)
With F6053 PTP (1588) Power and Power Utility Profile	200 ns

POWER CONSUMPTION	
F6150e/sv at Full Power	2600 W
F6150e/sv at Idle	140 W

DOBLE F6150sv POWER SYSTEM SIMULATOR TECHNICAL SPECIFICATIONS

AC AMPLITUDE ACCURACY @ 50-60 HZ @ 20° - 30° C

Typical	0.02% of reading + .01% of range
Guaranteed	0.09% of reading + .04% of range
Playback Rate for Transient Test	10 kHz

CONVERTIBLE SOURCE IN CURRENT MODE @ 20° - 30° C

Guaranteed	<0.5%
------------	-------

TIMERS AND TRIGGERS

Timers Number	8
Max Recording Time	<24 h
Accuracy	±0.0005% of reading, ±50 µs
Resolution	100 µs

FREQUENCY

Bandwidth	DC - 3 kHz at Full Power
Range	DC, 0.1 Hz - 2.0 kHz Continuous Full Load
Resolution	0.001 Hz

PHASE ANGLE @ 50/60 HZ

Range	±360° - 0°
Accuracy	± 0.25°
Resolution	± 0.1°

DISTORTION @ 50 /60HZ V & I SOURCES TOTAL HARMONIC DISTORTION (THD)

Typical	<0.02%
Guaranteed	<0.1%
Accuracy	
Typical	0.5 ppm
@ 20° - 30° C	1.5 ppm
@ 0° - 50° C	10 ppm

GENERAL SPECIFICATIONS

Enclosure	High-impact, molded, flame-retardant ABS-meets National Safe Transit Association testing specification No.1A for immunity to severe shock and vibration
Mechanical	IEC 60068-2-27 Shock (15g/11ms, half sine) IEC 60068-2-6 Vibration (10-150 Hz, 20m/s ²) IEC 60068-2-6 Drop Test
Weight	42lb, 19.05kg (front cover and strap included)
Dimensions	15 X 9.5 X 18 in 38 X 24 X 45.7 cm
Calibration	Certification traceable to N.I.S.T. standards
Environmental	IEC 60068-2-2 Dry Heat (+85°C storage; + 50°C Rating Operating), IEC 60068-2-1 Cold (-50°C storage; 0°C operating), IEC 60068-2-30 Damp Heat (+55°C, 6 cycles, 95% humidity), NEMA Enclose Rating Type 1 IEC Enclosure IP20
EMC Emissions	FCC 47 CFR Part 15 Class A (USA), EN55011:1998/A1:1999/A2:2002 Group 1 Class A ISM(EU), AS/NZS CISPR 11:2004 Class A ISM (Australia), ICES-001 Issue 3 ISM (Canada)
EMC Immunity	EN 61000-6-2:2005; IEC 61000-4-2/3/4/5/6/11
Quality Assurance Management System	Third Party certification to ISO 9001:2000
Humidity	Up to 95% relative humidity, non-condensing
Electrostatic Discharge Immunity	IEC 801-2 I.E.C. performance level 1 @ 10kV: normal performance within specifications. I.E.C. performance level 2 @ 20kV: no permanent damage
Surge Withstand Capability	ANSI/IEEE c37.90. The simulator functions as a source during surge withstand capability tests, when the ANSI/IEEE specified isolating circuit is interposed between the simulator and the test relay
Line Power Supply	105-264 V, 47-63 Hz
Safety	EN 61010-1 third edition; UL 61010-1; CSA 27.2 # 61010-1 third edition
Communication Interfaces	Ethernet or USB control to PC, Wi-Fi (802.11 B+G bands, 30 - 80ft, 9 - 24m)



Doble Engineering Company
Worldwide Headquarters
123 Felton Street, Marlborough, MA 01752 USA
tel +1 617 926 4900 | fax +1 617 926 0528
www.doble.com

Specifications are subject to change without notice.
Doble is an ISO 9001 & ISO/IEC 17025 & 17034 Certified Company.
Doble is an ESCO Technologies Company.
PUBLISHED: AUGUST, 2023